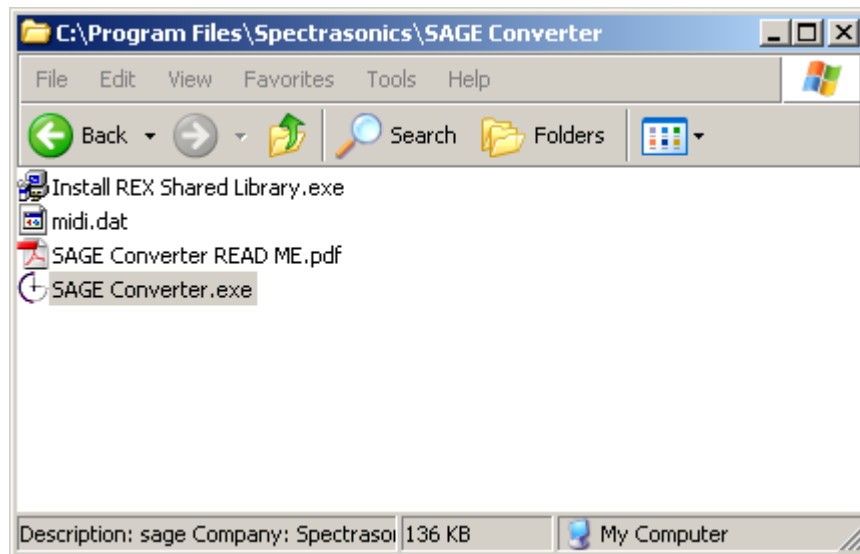


# Nine Volt Audio Demo Information

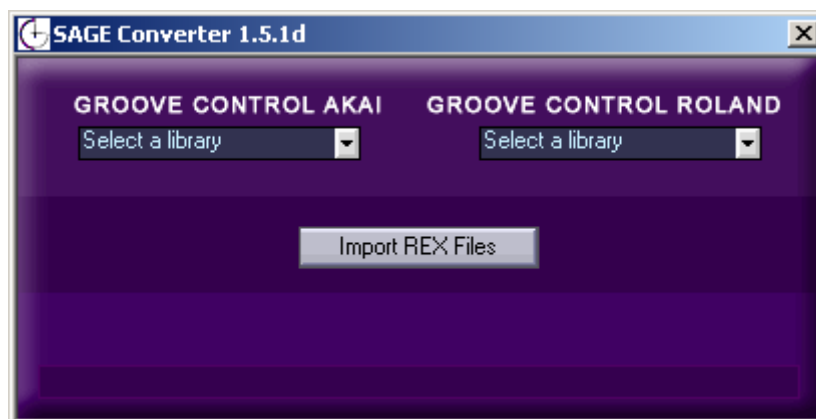
Demos are made available for evaluation purposes only and are not intended for commercial purposes. Please email us at [info@ninevoltaudio.com](mailto:info@ninevoltaudio.com) if you have any license questions.

Follow the below directions to convert the Nine Volt Audio REX demos into the Stylus RMX format. Although the conversion process is quick and easy, we encourage any customer or potential customer to contact us (not Spectrasonics) for any assistance with our titles and demos.

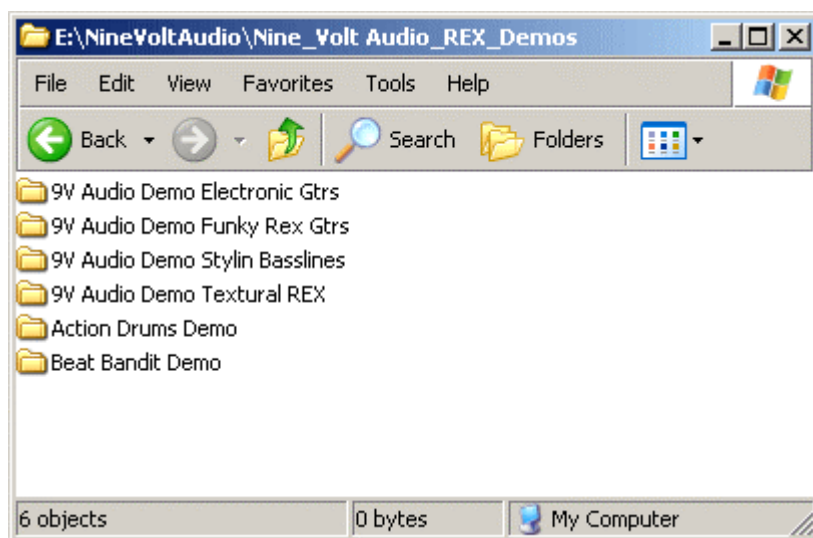
Locate the S.A.G.E. Converter, which is in your Spectrasonics program folder.



Double click the "SAGE Converter.exe" file to open the converter. It will appear as shown below.



Select the Nine Volt Audio demo you would like to convert and drag-and-drop the folder into the S.A.G.E. Converter. It will take approximately ten seconds to convert your demo selection.



The next time you use Stylus RMX, the Nine Volt Audio demos for Electronic Guitars, Stylin Basslines and Textural REX will appear in the directory under the User Libraries/Converted REX Files section.



The next time you use Stylus RMX, the Nine Volt Audio Beat Bandit and/or Action Drums demo will appear in it's own category under User Libraries section.



Stylus RMX is a trademark of Spectrasonics. Nine Volt Audio is not endorsed or in any way affiliated with Spectrasonics.